
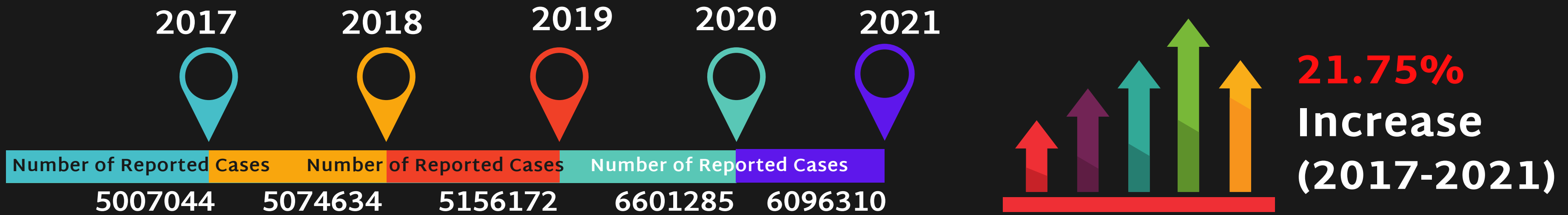


# CRIME IN INDIA: 2017 TO 2021

*A Glimpse at Crimes Against Children &  
Crimes by Children In Conflict the Law*



# Total Crimes in India (2017-2021)

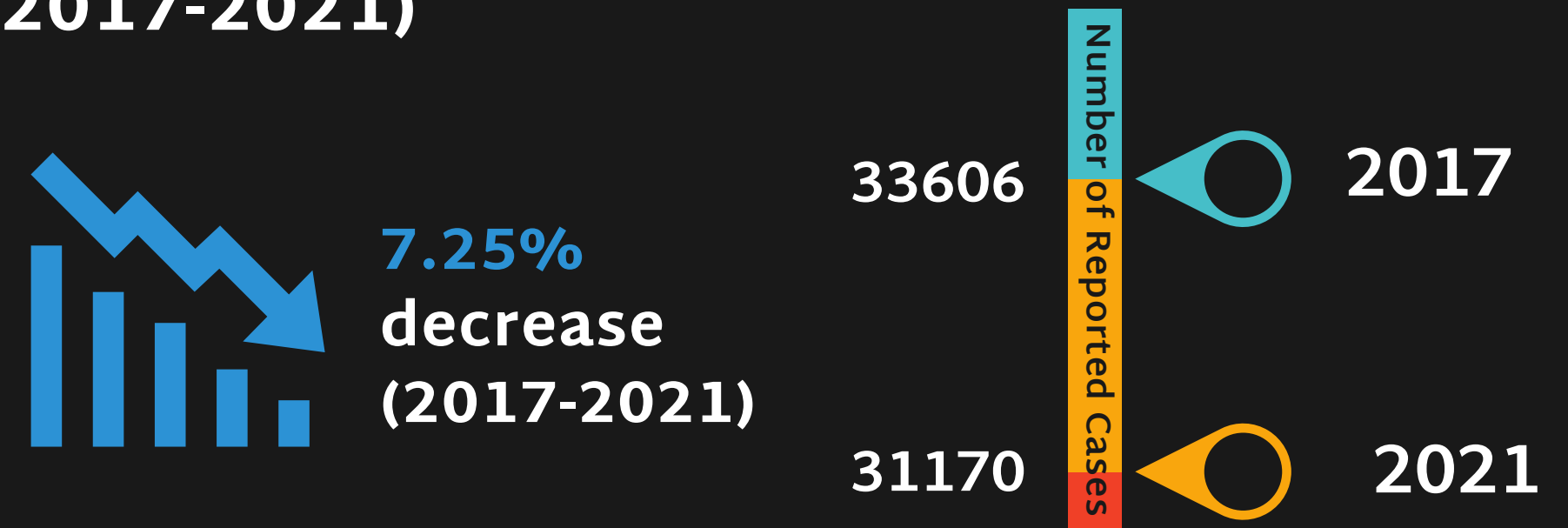


## Crimes Against Children (2017-2021)



As proportion to total crimes in India, Crimes Against Children decreased from 2.58% in 2017 to 2.45% in 2021.

## Crimes By Children In Conflict With the Law (2017-2021)



As proportion to the total crimes in India, Crimes by children in conflict with the law decreased from 0.67% in 2017 to 0.51% in 2021.



MOM HELP







# PART I: CRIMES AGAINST CHILDREN


















# What Do the Numbers Tell?

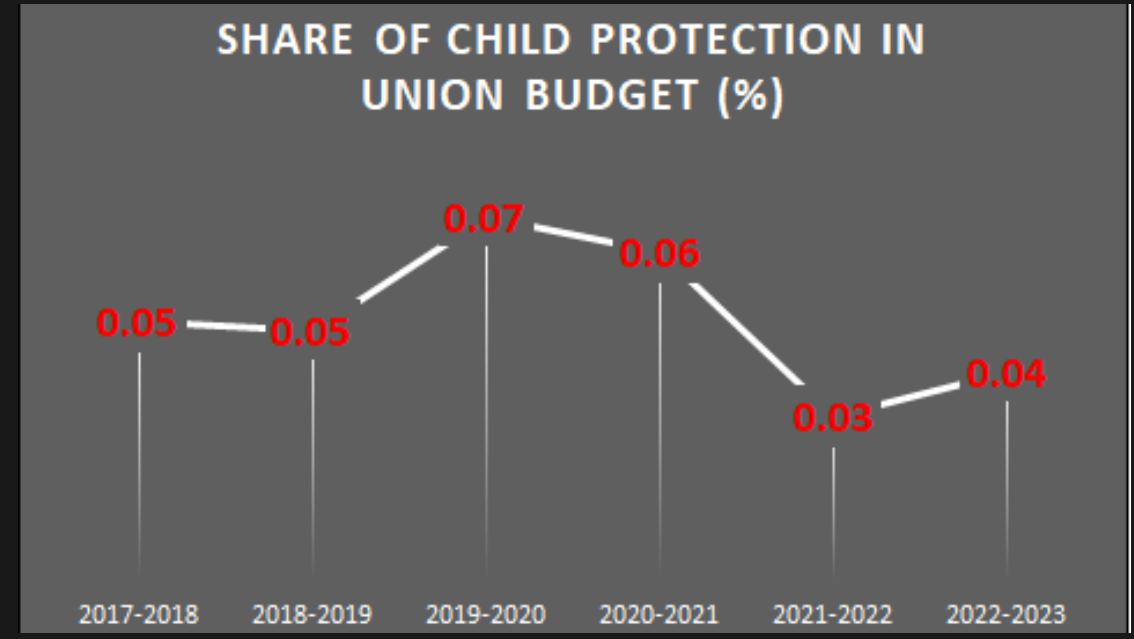
## Rise in Crimes against children from 2020 to 2021

	Murder with POCSO (Sexual Offences)	17.39% ↑		Sexual Assault & Aggravated Sexual Assault (S. 8 & S. 10 POCSO)	5.63% ↑
	Abetment of Suicide of Child (S. 305 IPC)	19.93% ↑		Sexual Harassment (S. 12 POCSO)	25% ↑
	Foeticide (S. 315 & S. 316 IPC)	11.01% ↑		Offences u/Juvenile Justice Act	9.22% ↑
	Missing Children Deemed As Kidnapped	35.34% ↑		Offences u/Immoral Traffic (Prevention) Act	7.14% ↑
	Other Kidnapping & Abduction	19.44% ↑		Child Labour	7.14% ↑
	Kidnapping for Ransom (S. 364A IPC)	19.44% ↑		Child Marriage	33.76% ↑
	Kidnapping for Marriage (S. 366 IPC)	10.42% ↑		Cyber Crimes	28.38% ↑
	Human Trafficking (Children Only) (S. 370 & S. 370A IPC)	22.13% ↑			
	Rape (S. 376 IPC)	14.89% ↑			
	Overall POCSO	14.09% ↑			
	Penetrative & Aggravated Penetrative Sexual Assault (S. 4 & S. 6 POCSO)	18.82% ↑			

Despite introduction of punitive laws, we witness sharp rise in crimes against children in 2021. Post COVID-19, data shows that children have become more vulnerable than ever before. **Where does the problem lie???**

# What Has Changed: A Glimpse at Rising Crimes Against Children from 2017 to 2021

	Abetment of Suicide of Child (S. 305 IPC)	39.83% ↑		Overall POCSO	65.22% ↑
	Foeticide (S. 315 & S. 316 IPC)	05.22% ↑		Sexual Assault & Aggravated Sexual Assault (S. 8 & S. 10 POCSO):	37.94% ↑
	Missing Children Deemed As Kidnapped	62.30% ↑		Sexual Harassment (S. 12 POCSO):	57.26% ↑
	Overall Kidnapping & Abduction of children (S. 363/363A/364/364A/365/366/366A/367/368/369)	24.15% ↑		Use of Children for Pornographic Purposes (S. 14 & 15 POCSO)	43.32% ↑
	Human Trafficking (Children Only) (S. 370 & S. 370A IPC)	28.79% ↑		Penetrative & Aggravated Penetrative Sexual Assault (S. 4 & S. 6 POCSO):	89.94% ↑
	Child Labour	32.68% ↑		Child Marriage	165.82% ↑
				Cyber Crimes	1268.35% ↑

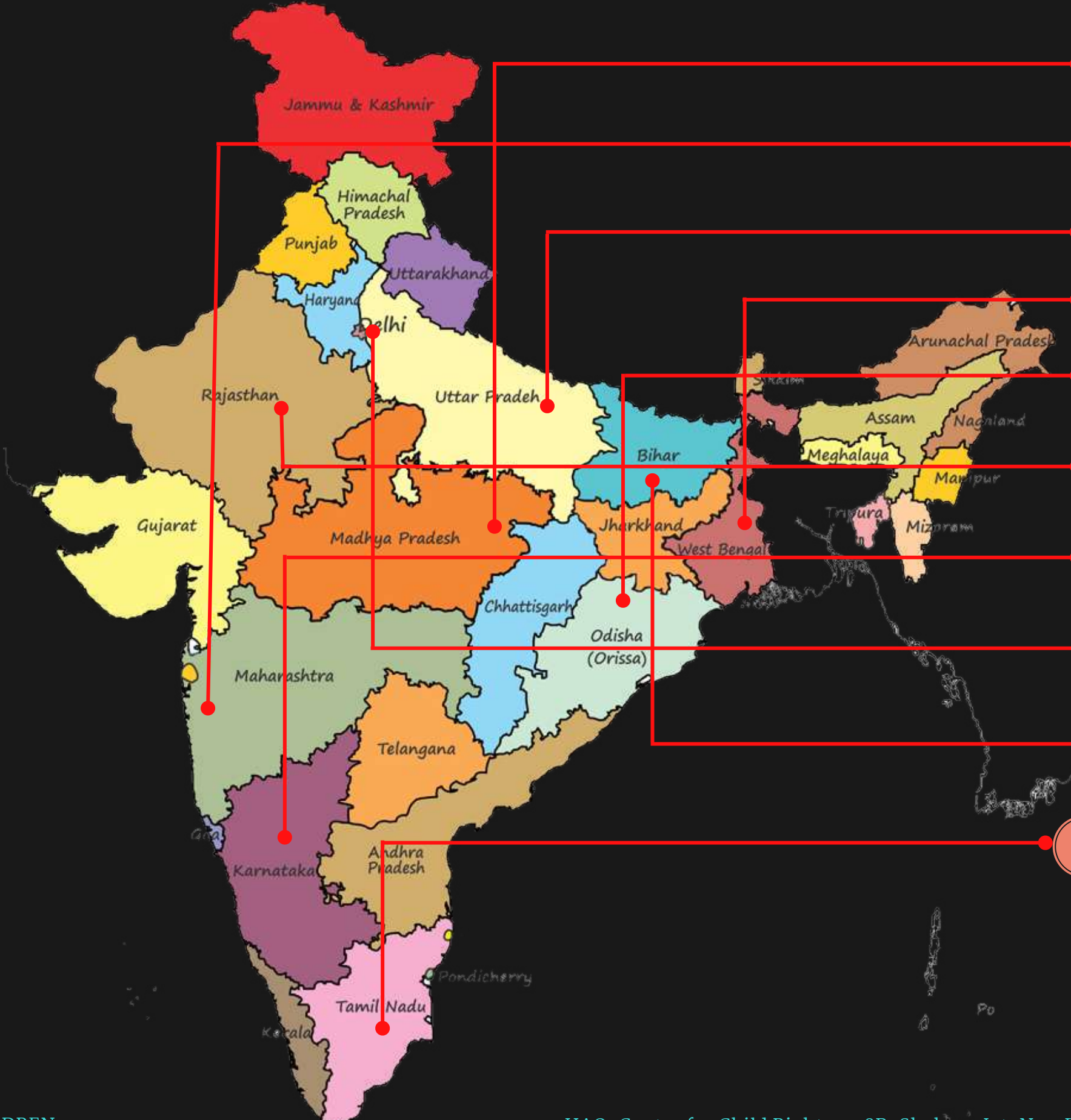


The trend in crimes against children clearly shows that punitive amendments in legislations and harsher punishments do not act as a deterrent. The massive increase in cyber-crimes against children suggests that adequate investment in prevention of such crimes is the need of the hour. **Child Protection has been one of the lowest in priorities of the Government in terms of Budget allocation. Can the situation improve if we do not put in adequate financial resources for child protection?**

# Top 10 Metropolitan Cities with Maximum Number of Crimes Against Children in 2021

- 1** DELHI CITY
- 2** MUMBAI
- 3** BENGALURU
- 4** INDORE
- 5** NAGPUR
- 6** PUNE
- 7** JAIPUR
- 8** AHMEDABAD
- 9** LUCKNOW
- 10** CHENNAI



















# Top 10 States/UTs with Maximum Number of Crimes Against Children in 2021



- 1** MADHYA PRADESH (19173)
- 2** MAHARASHTRA (17261)
- 3** UTTAR PRADESH (16838)
- 4** WEST BENGAL (9253)
- 5** ODISHA (7899)
- 6** RAJASTHAN (7653)
- 7** KARNATAKA (7261)
- 8** DELHI (7118)
- 9** BIHAR (6894)
- 10** TAMIL NADU (6064)



# Pendency of Cases of Crimes Against Children at Police & Courts

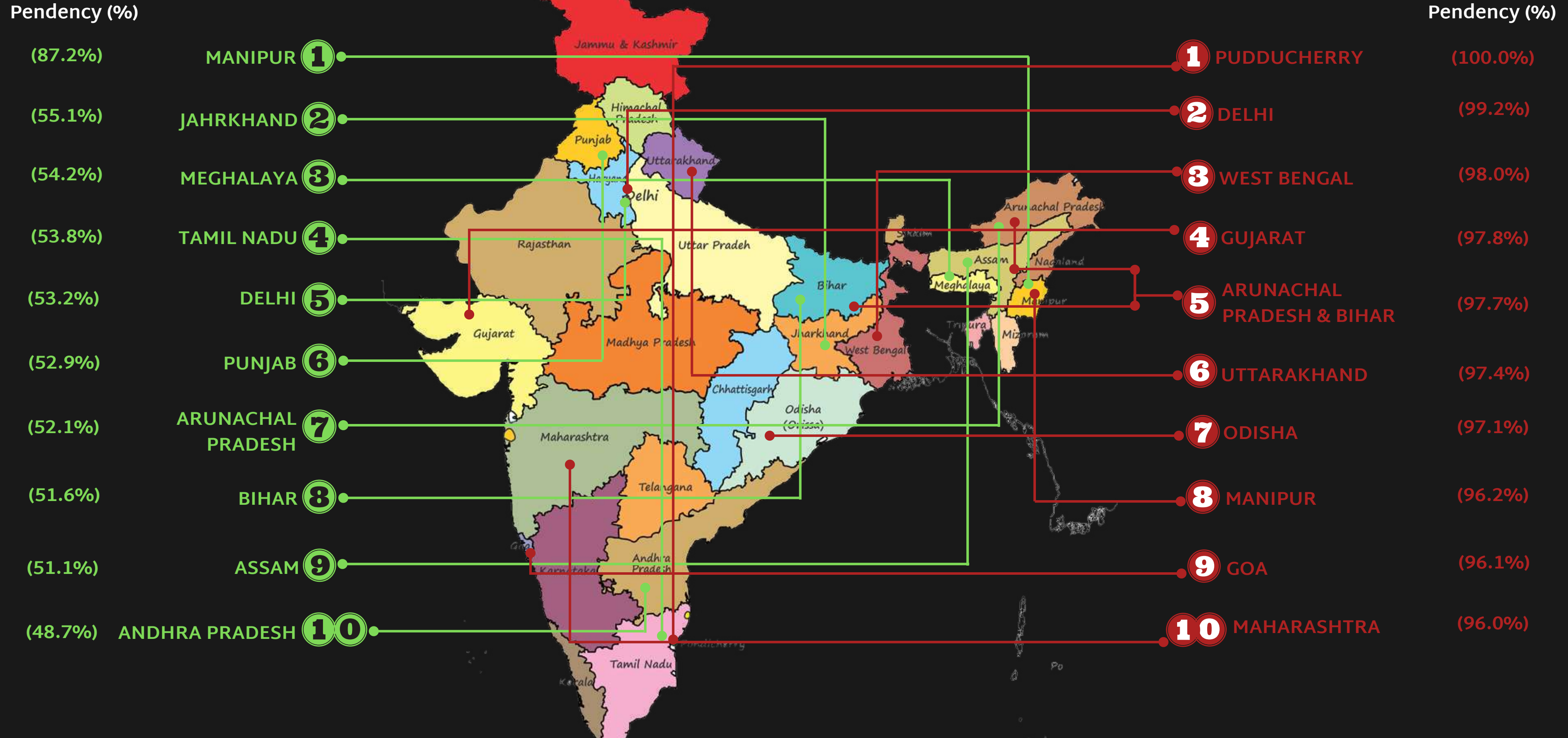
	Pendency at Police Level (%)		Pendency at Court Level (%)	
	2017	2021	2017	2021
 Murder with POCSO (Sexual Offences)	38%	42% ↑	95.1%	94.6% ↓
 Abetment of Suicide of Child (S. 305 IPC)	34%	39.8% ↑	94.0%	96.8% ↑
 Foeticide (S. 315 & S. 316 IPC)	34%	38.4% ↑	92.4%	96.5% ↑
 Missing Children Deemed As Kidnapped	37.2%	35.4% ↓	92.4%	96.5% ↑
 Kidnapping & Abduction of Children	41.6%	38.7% ↓	92.5%	96.9% ↑
 Kidnapping for Begging (S. 363A IPC)	41.0%	68.4% ↑	95.7%	98.5% ↑
 Kidnapping for Marriage (S. 366 IPC)	36.3%	40.5% ↑	92.3%	97.2% ↑
 Human Trafficking (Children Only) (S. 370 & S. 370A IPC)	49.7%	48.4% ↓	91.2%	95.1% ↑
 Rape (S. 376 IPC)	21.4%	29.6% ↑	82.1%	92.1% ↑
 Overall POCSO	33.6%	26.2% ↓	90.1%	92.6% ↑
 Penetrative & Aggravated Penetrative Sexual Assault (S. 4 & S. 6 POCSO)	32.3%	24.9% ↓	90.1%	91.9% ↑
 Sexual Assault & Aggravated Sexual Assault (S. 8 & S. 10 POCSO)	34.0%	25.8% ↓	89.4%	93.2% ↑
 Sexual Harassment (S. 12 POCSO)	40.9%	35.7% ↓	88.3%	93.2% ↑
 Use of Children for Pornographic Purposes (S. 14 & 15 POCSO)	37.6%	52.0% ↑	90.8%	95.7% ↑
 Offences u/Juvenile Justice Act	31.6%	34.7% ↑	86.3%	93.6% ↑
 Offences u/Immoral Traffic (Prevention) Act	64.4%	72.4% ↑	94.1%	99.3% ↑
 Child Marriage	42.3%	41.6% ↓	90.9%	96.4% ↑
 Cyber Crimes	70.5%	67.4% ↑	96.3%	98.3% ↑



### Top 10 States/UTs with Maximum Pendency at Police (Crimes Against Children in 2021)



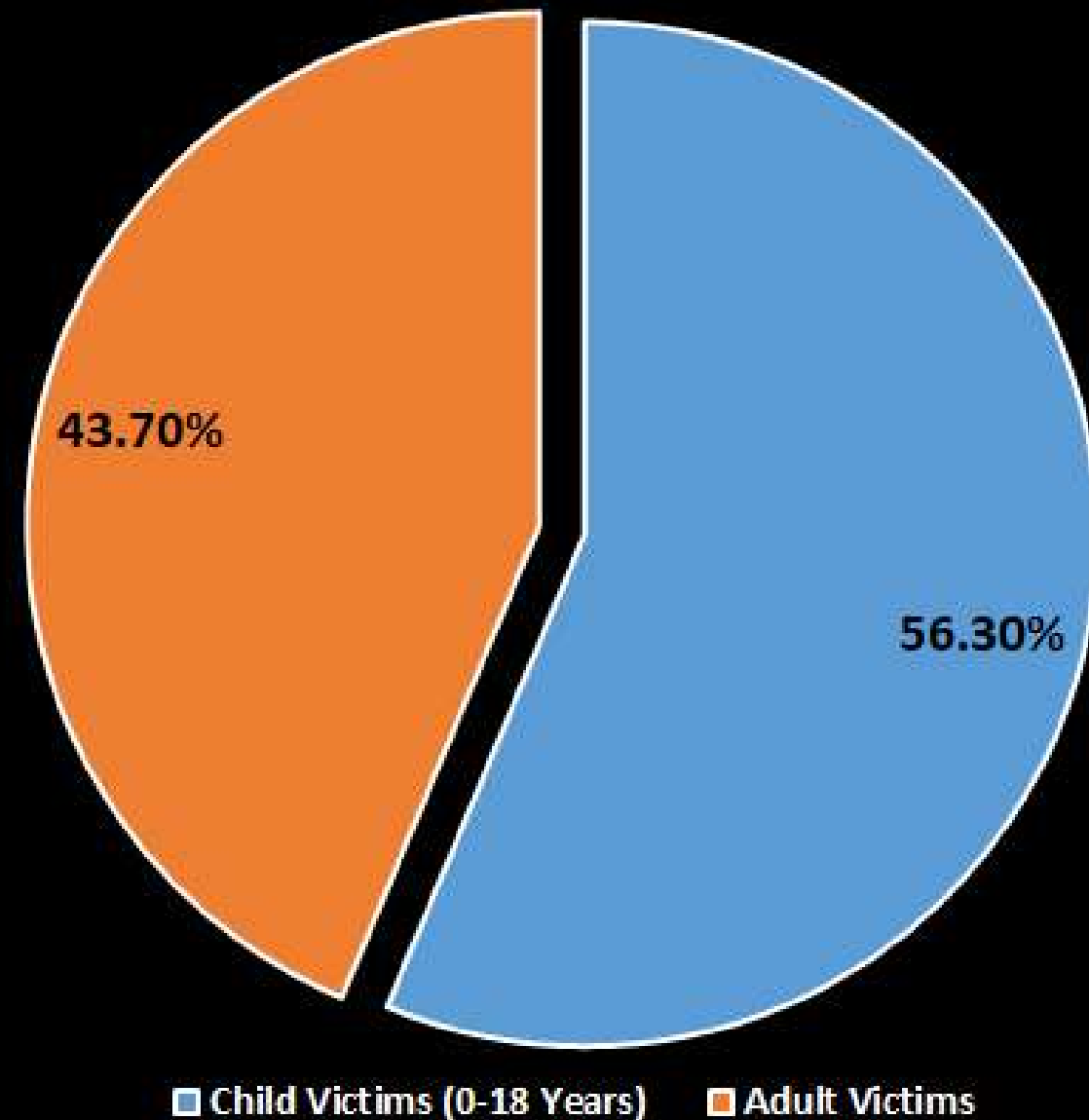
### Top 10 States/UTs with Maximum Pendency at Courts (Crimes Against Children in 2021)



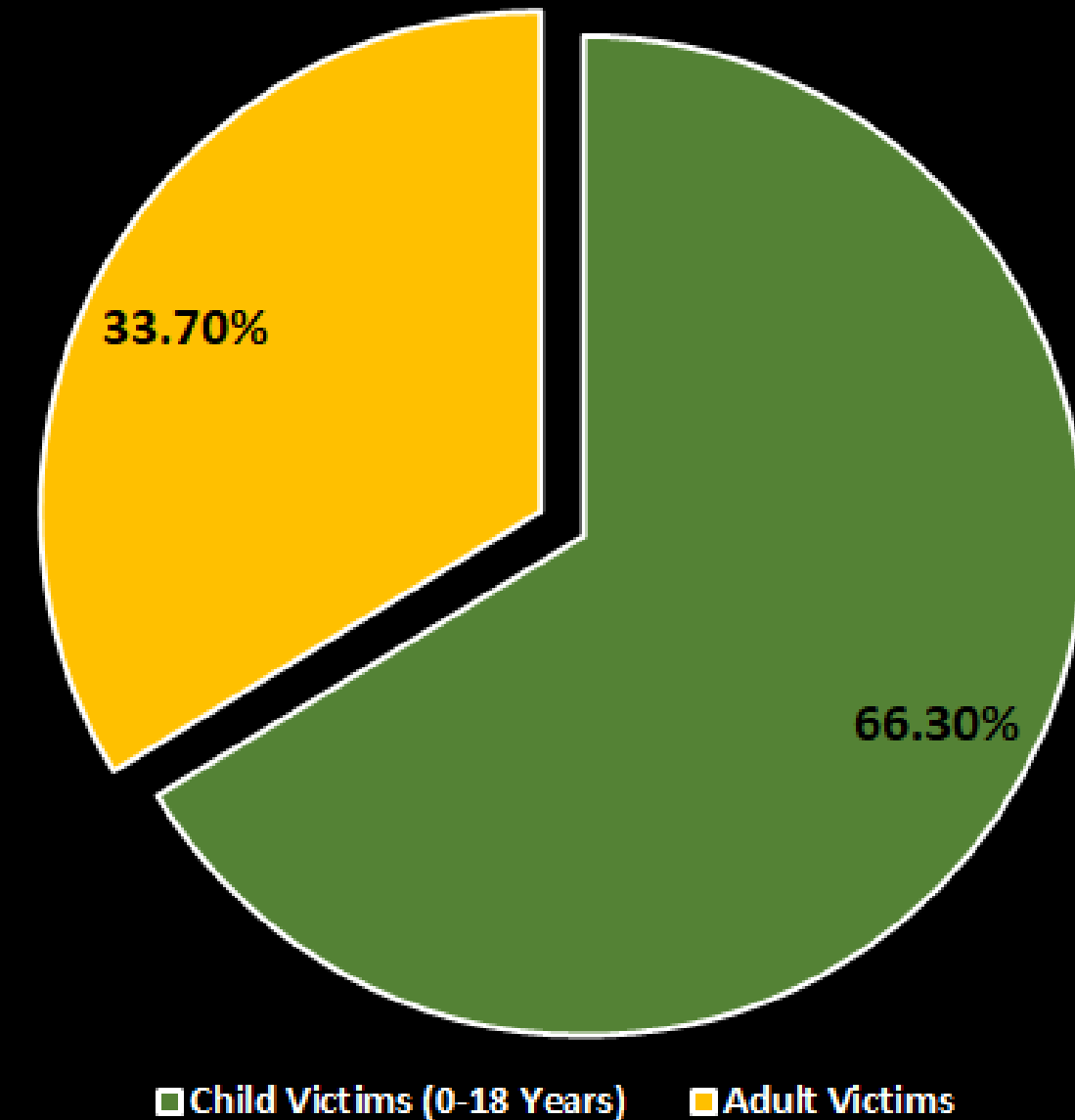




### Child Victims of Kidnapping & Abduction in 2017



### Child Victims of Kidnapping & Abduction in 2021



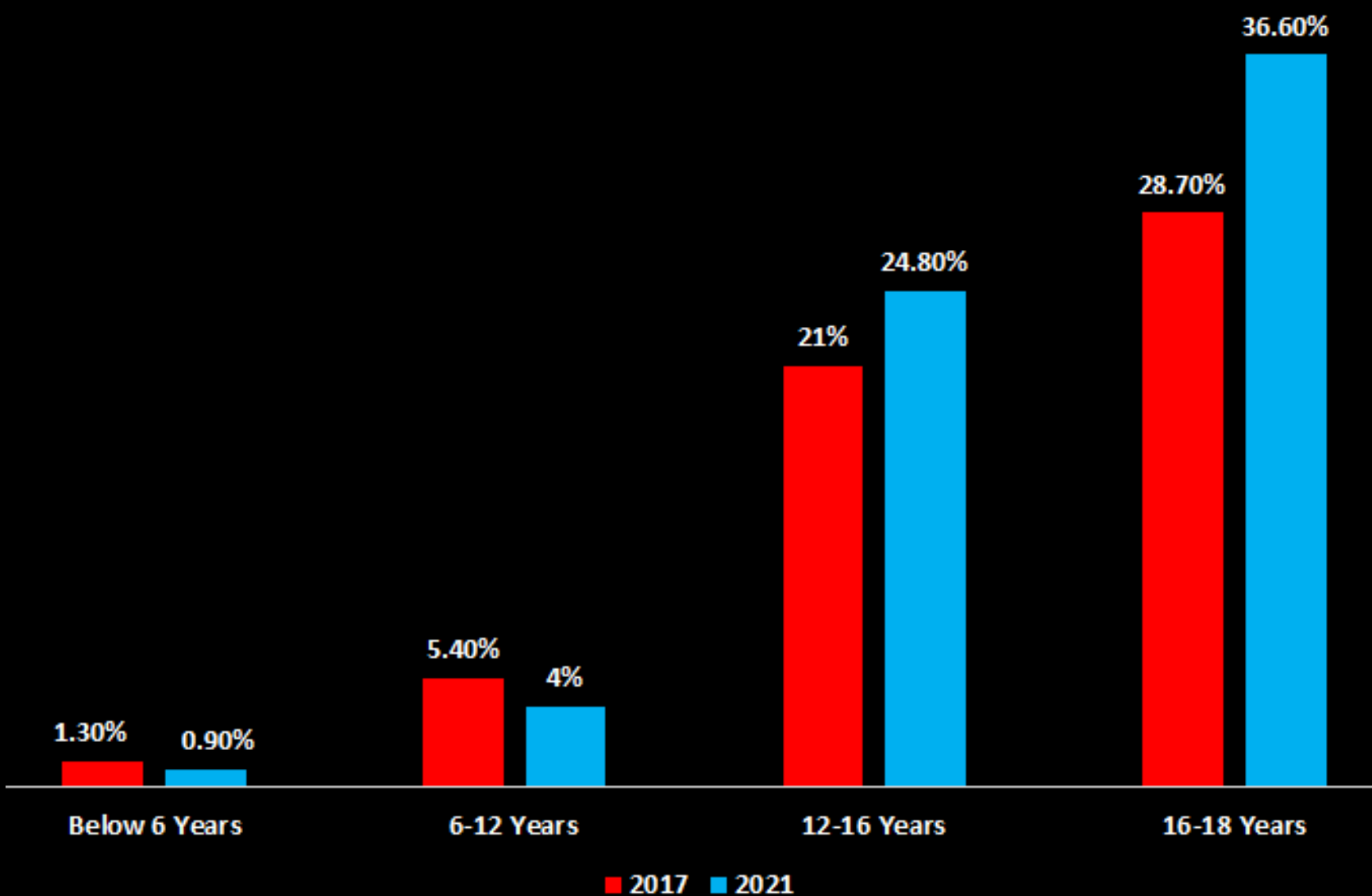
During the period of five years i.e. from 2017 to 2021, while there is 15.79% rise in crimes against children, the cases of kidnapping and abduction of children have also been on the rise.

A further analysis shows that maximum children are kidnapped/abducted in the age group of 16-18 years. The situation remains the same between 2017 and 2021. (see next slide...)

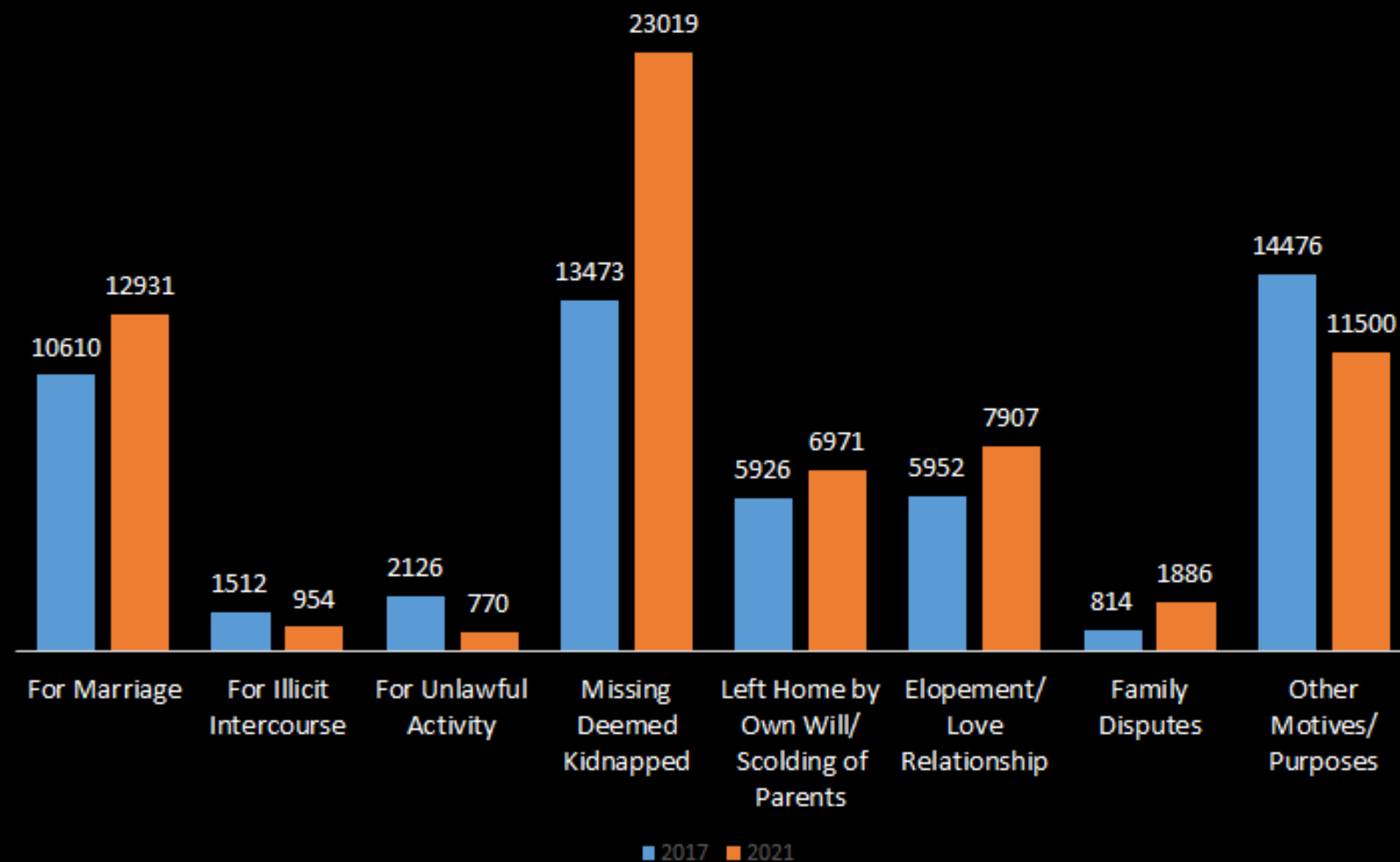


# DID YOU KNOW NCRB HAS STOPPED PROVIDING AGE-WISE BREAK-UP FOR DIFFERENT PURPOSES OF KIDNAPPING??

Age Group Wise Child Victims of Kidnapping and Abduction (2017 & 2021)




Purpose-Wise Child Victims of Kidnapping & Abduction (Alive Victims) (2017 & 2021)



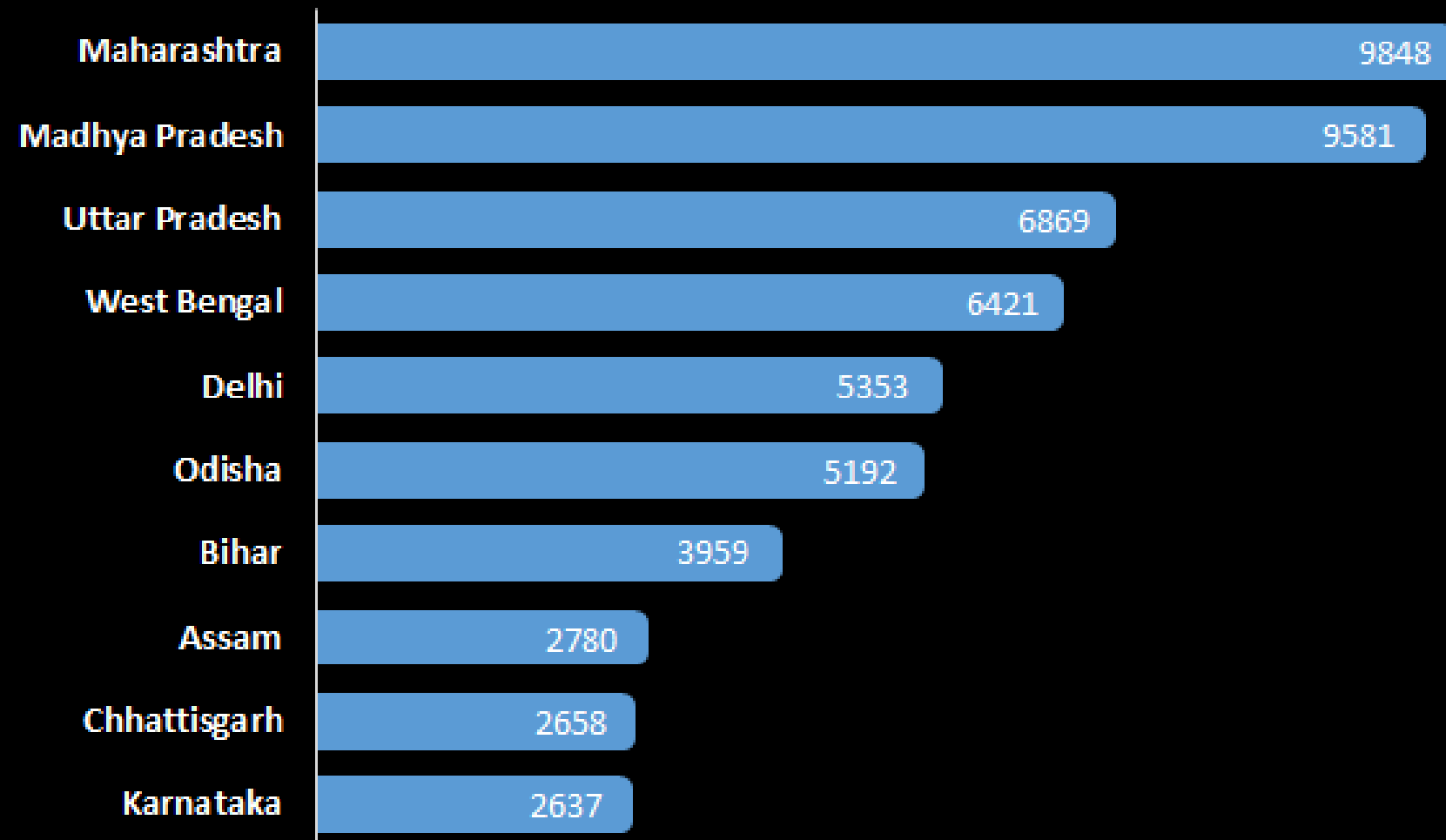
- A further look at the purpose-wise cases of kidnapping and abduction of children reveals that there is **21.88% rise** in kidnapping of children for the purpose of **MARRIAGE** between 2017 to 2021.
- Similarly, a significant **70.88% increase** is noted in the incidences of **MISSING DEEMED AS KIDNAPPED** children during this period.
- While there is a growing concern over the cases of romantic relationship being prosecuted under the POCSO Act, there is **32.85% increase** in the cases of **ELOPEMENT/LOVE RELATIONSHIP** during 2017-2021.



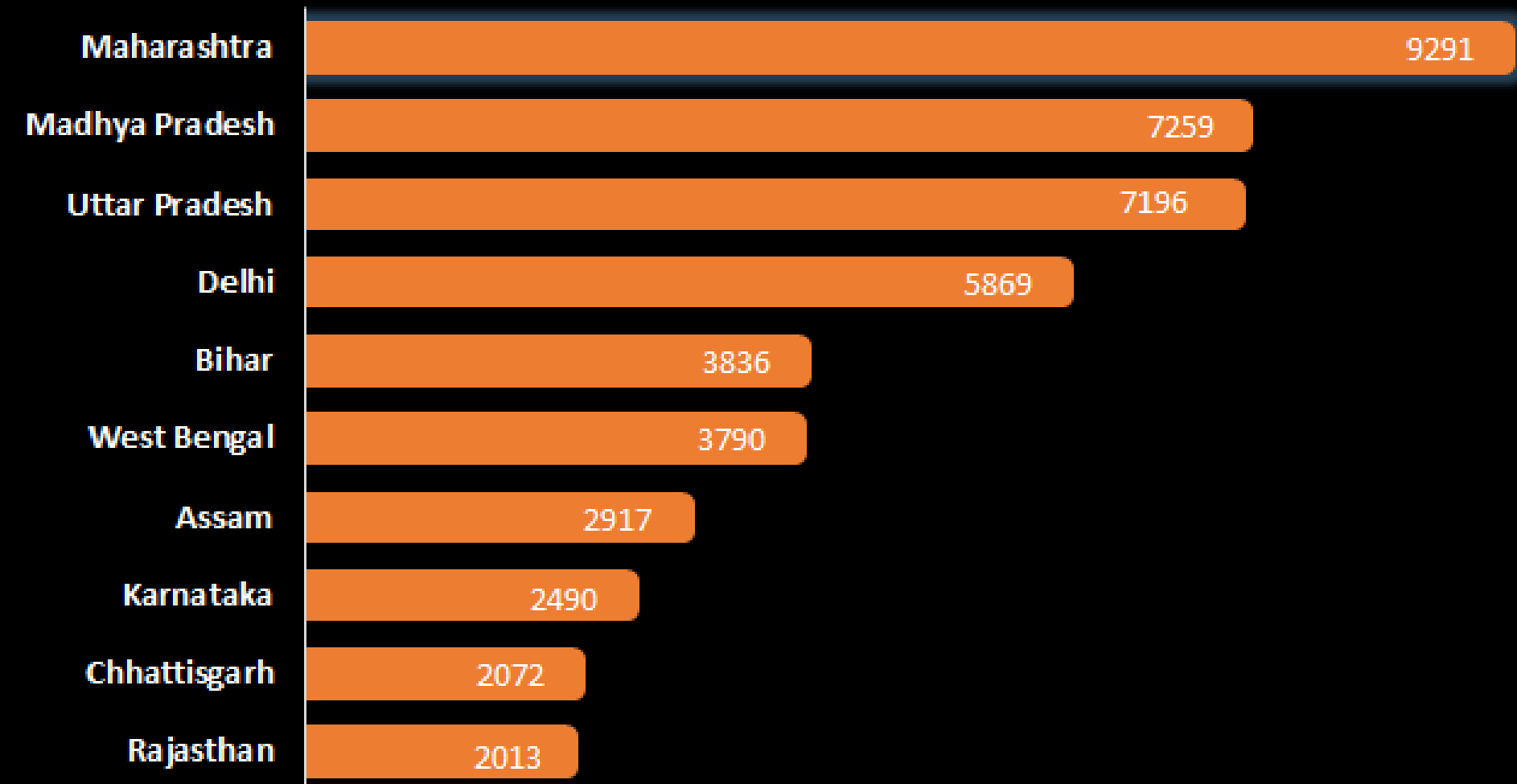


# NOT MUCH HAS CHANGED..THE PICTURE IS STILL GRIM...

Top 10 States/UTs with Maximum Incidents of Kidnapping & Abduction of Children in 2021



Top 10 States/UTs with Maximum Incidents of Kidnapping & Abduction of Children in 2017



- Some of the larger States/UTs continue to observe higher rates of incidents of Kidnapping & Abduction of Children over the years.
- Incidentally, these are also the States/UTs with maximum number of crimes against children.
- Some of these States/UTs also show high rate of pendency of crimes against children either at police station level or at courts or both.

**WHAT HAS CHANGED OVER THE YEARS TO MAKE CHILDREN SAFE??**

# Part II: Crimes By Children In Conflict with the Law

*Releasing Soon....*

